



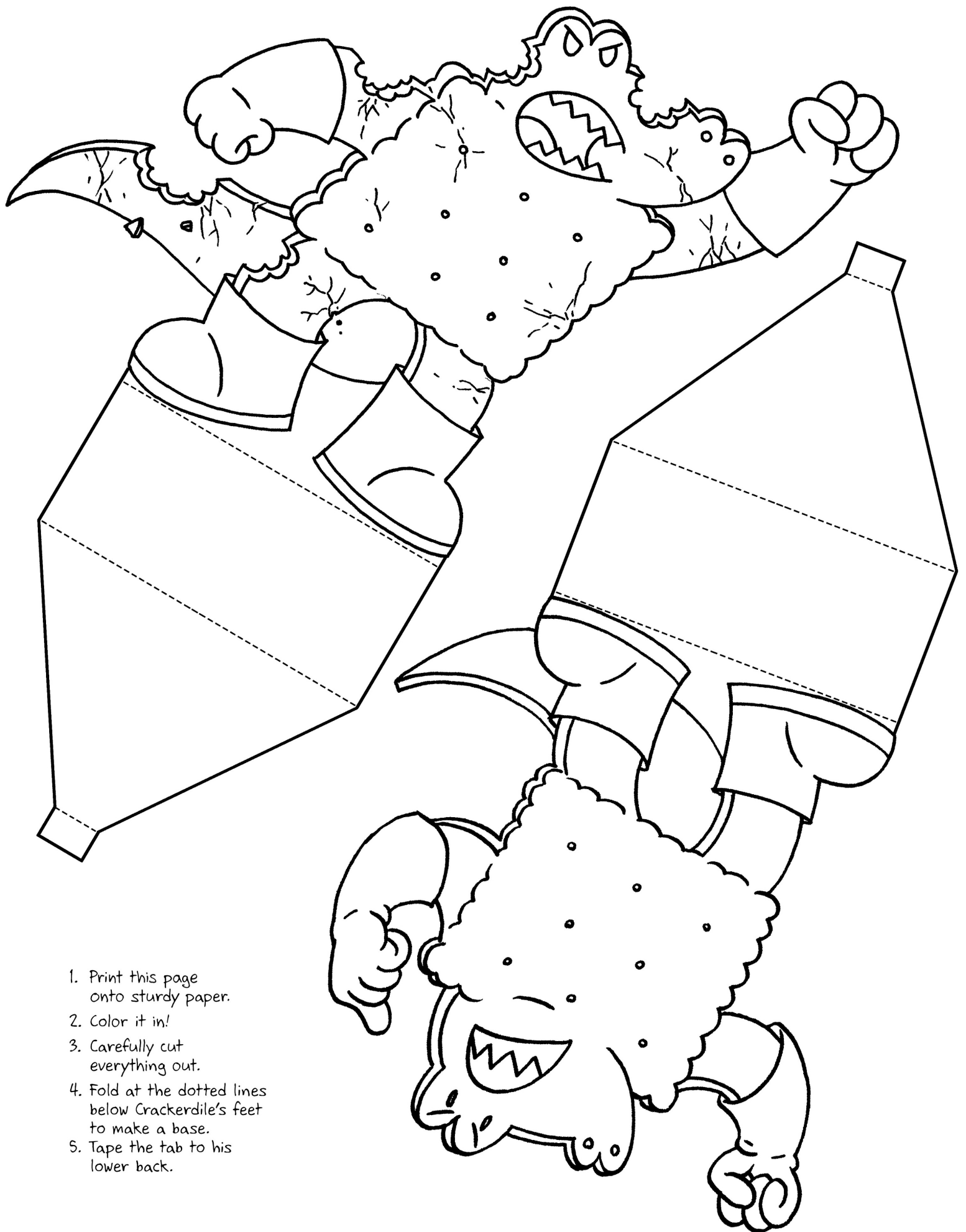
InvestiGATORS

PAPER DOLL CRAFT





1. Print this page onto sturdy paper.
2. Color it in!
3. Carefully cut everything out.
4. Cut slits under Brash's armpits (indicated by the thick lines.)
5. Cut the top button out of each vest.
6. Fold at the dotted lines under Brash's feet behind him to make a base.
7. Tape the tab to his back.
8. Fold the tabs on a vest and insert them into the slits under his arms.
9. Slide the arm of any gadget into the vest buttonhole.
10. Fold the tab on the scuba mask and place over Brash's eyes for him to wear them.



1. Print this page onto sturdy paper.
2. Color it in!
3. Carefully cut everything out.
4. Fold at the dotted lines below Crackerdile's feet to make a base.
5. Tape the tab to his lower back.